



Budget (MFC)

Designed specifically to be size adjustable on site the Budget range is competitively priced and available in packs for fast delivery. Using Nylon hardware all cut edges are hidden within full length channels. Suitable for any standard WC or Disabled cubicle.

Melamine Face Chipboard (MFC)

Nylon Fittings

One-Size-Fits-All

Dry Application



Hinge



Adjustable Leg



Angle Headrail



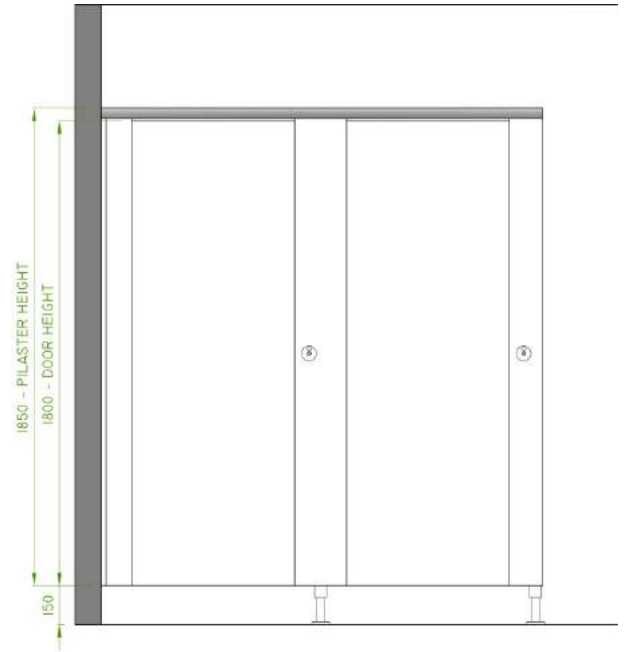
Pilaster Lock



Budget (MFC)

Specification

- Doors: 18mm Melamine Faced Chipboard (MFC) with 2mm ABS edging
- Partitions: 18mm Melamine Faced Chipboard (MFC) with 2mm ABS edging
- Pilasters: 18mm Melamine Faced Chipboard (MFC) with 2mm ABS edging
- Hardware: Nylon hardware fittings – wall channels, hinge channels, H-sections, adjustable leg, Pilaster lock and hinges.
- Overall Cubicle Height - 2000mm including 150mm adjustable leg clearance



Colour Options

Doors:




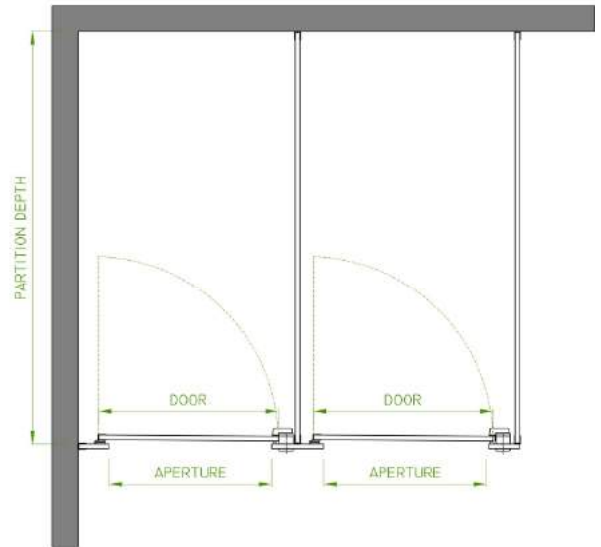
Partitions / Pilasters:



K101 (White)	*LRV – 85.5
U112 (Grey)	*LRV – 72.9
U2509 (Green)	*LRV – 68.1
D495 (Dark Pattern)	*LRV – 19.3
D494 (Light Pattern)	*LRV – 51.6
U4815 (Blue)	*LRV – 41.2
D4822 (Woodgrain)	*LRV – 3.0

Size Guide

- Overall Height: 2000mm (150mm from floor)
- Partition Square Height: 1800mm (2 pieces)
- Partition Depth: 1800mm maximum
- Pilaster Height: 1850mm
- End/Wall Pilaster Width: 120mm
- Centre Pilaster Width: 200mm & 300mm
- Door Width: 900mm maximum
- Door Height: 1800mm



*LRV – Light Reflectance Value, a measure of visible and usable light that is reflected from a surface when illuminated by a light source.

