

Bushboard Ready Plumbed Modules

First designed over 20 years ago we wanted our RPM system to be the best pre-plumbed system on the market and today over 100,000 units are in use across the UK.

Changing the way washrooms are installed, pre-plumbed systems make duct fitting faster and easier. Delivered ready to install, each module combines a carefully selected range of sanitaryware and brassware fitted to panels and pre-assembled onto a rigid steel frame so on-site labour is kept to a minimum and the finished look is always first class.

Our RPM systems change the way washrooms are installed

The benefits of choosing Bushboard Ready Plumbed Modules



Guaranteed quality: a factory engineered solution that uses standardised processes and the latest manufacturing technology to deliver an exceptionally high quality, durable finished product.

Improved cost control: one product delivered from one source ensuring greater predictability of cost and programming.

Utilisation of off-site skills: removes the interface between joinery and plumbing trades reducing reliance on skilled labour on-site.

Improved sustainability: reduces the impact of construction activities on-site including noise, vehicle movements and waste reduction.

Reduced accidents: transferring work off-site into our controlled production environment reduces site health and safety issues.

Reduced costs: our independent research proves RPM is up to 20% cheaper than traditional timber frame and panelling*.

Time savings on-site: delivered ready to fit,

RPM is proven to be up to 75% faster to install than traditional timber frame and panelling*.

Testing off-site: units are pressure tested prior to delivery to ensure they are ready to install.




Delivery and distribution: units are delivered palletised for ease of handling and distribution on-site.

Optional hinged and lockable access panels

The RPM galvanised steel frame has been specifically designed to incorporate optional hinged panels to meet the increasing demand for quick and easy access to essential services for routine maintenance.

In addition, hinges make for easier manual handling and because panels are not completely removed to access pipework, any risk of damage or water ingress from potentially wet floors is eliminated.

Anti-tamper locks are ideal for areas where security is paramount.



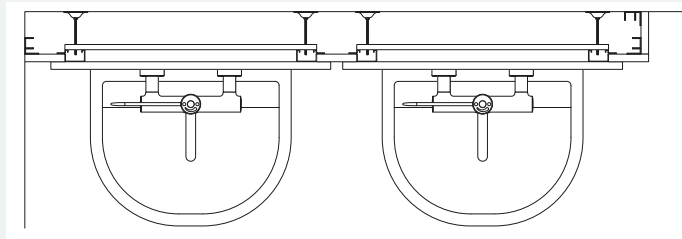
Please note: Hinged panels available at a minimum height of 400mm and a maximum width of 850mm. Panels above 1500mm high must have two locks.

* Research carried out by QMP, an independent partnership of surveyors, architects and designers.

READY PLUMBED MODULES

These pre-plumbed units come complete with panels, sanitaryware, brassware and plumbing all assembled onto a rigid aluminium frame ready to install.

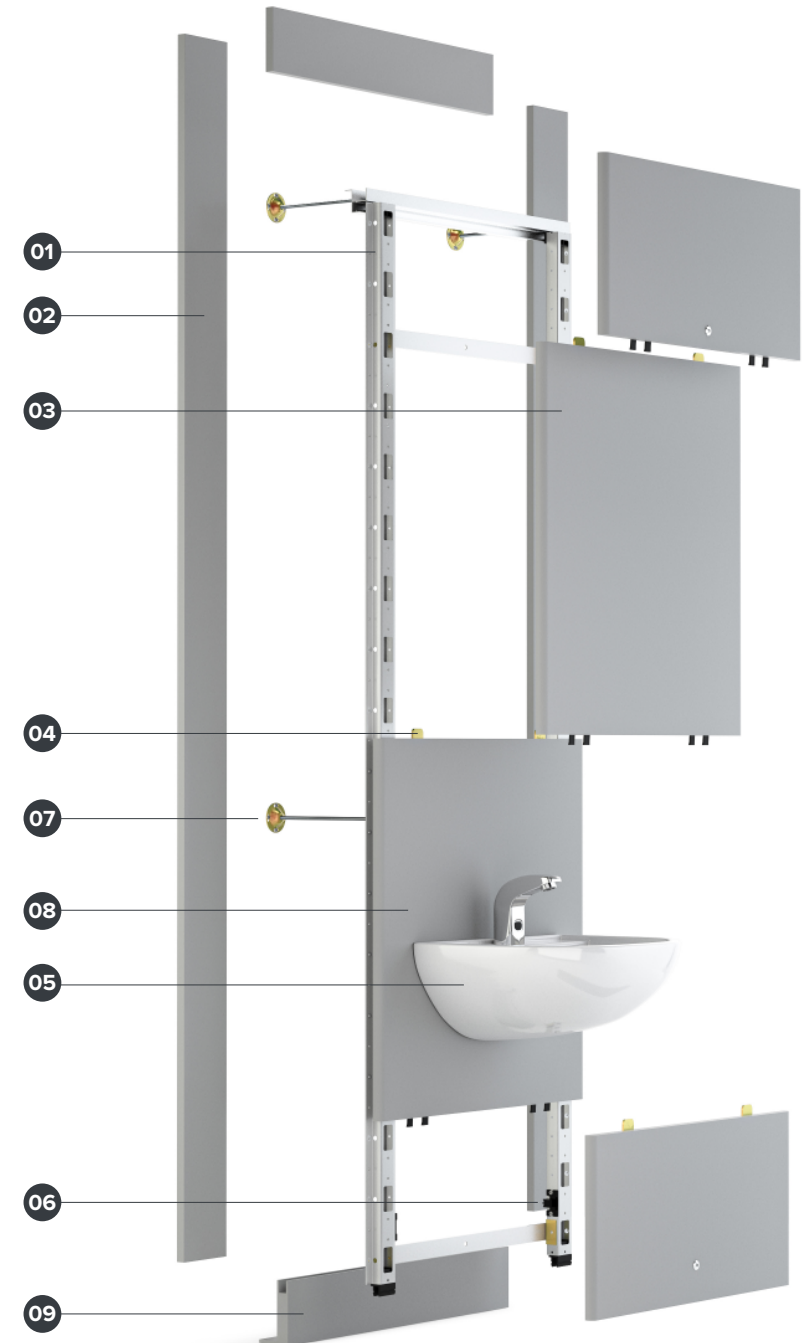
01	Framing	Factory assembled rigid galvanised steel frame. Integral rail for wall hung WCs
02	Flashgaps	Supplied oversize for on-site adjustment
03	Panels	Factory fitted access panels
04	Panel docking system	Panels complete with docking system for improved panel alignment
05	Plumbing	Pre-plumbed and pressure tested where appropriate
06	Fittings	Push fit, lift off or hinged panel fittings
07	Tiebacks	Threaded rods lock frame to the building structure
08	Sanitaryware	A dedicated range of sanitaryware specifically chosen and tested for Bushboard RPM units
09	Skirting	Aluminium skirting, pre-finished in Silver or Charcoal Grey Powder Coat. Also available with flashgap skirting option.



Plan of RPM wall system

Helpful Links

- [View our full product range online](#)
- [Create your specification with our online tool](#)
- [Try out colours on our Design Tool](#)
- [Read our case studies and helpful blogs](#)



Step 1:



Preparation 15 mins



- Set out position of skirting, tie brackets and wall channel
- Fix skirting to floor
- Fix brackets to wall

Skirting can be provided at an earlier stage to enable installation of floor finishes.

Step 2:



Fixing the RPM units 30 mins



- Cut and fit first flashgap
- Locate the RPM units onto skirting
- Lock tie bars onto wall mounted brackets

Step 3:



Finishing 15 mins



- Cut and fit horizontal and vertical flashgap panels
- Connect services
- Refit access panels

Save time, save money, guarantee quality with Bushboard's Ready Plumbed Modules